

Spring 2016 Math Workshop Evaluation

Description:

Date Created: 5/11/2016 6:31:15 PM

Date Range: 5/19/2016 12:00:00 AM - 6/10/2016 11:59:00 PM

Total Respondents: 54

Q1. Please select your workshop from the list:

Count	Percent		
0	0.00%	<input type="checkbox"/>	Alan - Math 10A: MW 10:00 - 11:50 a.m.
0	0.00%	<input type="checkbox"/>	Jeannette - Math 10B: TuTh 12:00 - 1:50 p.m.
0	0.00%	<input type="checkbox"/>	Erica - Math 10B: MW 12:00 - 1:50 p.m.
0	0.00%	<input type="checkbox"/>	Alejandro - Math 10C: MW 12:00 - 1:50 p.m.
0	0.00%	<input type="checkbox"/>	Sabrina - Math 10C: MW 2:00 - 3:50 p.m.
0	0.00%	<input type="checkbox"/>	Gustavo - Math 10C: TuTh 10:00 - 11:50 a.m.
0	0.00%	<input type="checkbox"/>	Eric - Math 20A: MW 4:00 - 5:50 p.m.
0	0.00%	<input type="checkbox"/>	Vanessa - Math 20A: MW 2:00 - 3:50 p.m.
0	0.00%	<input type="checkbox"/>	Jonathan - Math 20B: TuTh 12:00 - 1:50 p.m.
0	0.00%	<input type="checkbox"/>	Stephanie - Math 20B: TuTh 10:00 - 11:50 a.m.
0	0.00%	<input type="checkbox"/>	Tyan - Math 20C: MW 4:00 - 5:50 p.m.
0	0.00%	<input type="checkbox"/>	Chunmei - Math 20C: TuTh 2:00 - 3:50 p.m.
0	0.00%	<input type="checkbox"/>	Kevin - Math 20C: MW 2:00 -3:50 p.m.
0	0.00%	<input type="checkbox"/>	Ravi - Math 20D: TuTh 10:00 - 11:50 a.m.
0	0.00%	<input type="checkbox"/>	Normando - Math 20D: TuTh 2:00 - 3:50 p.m.
0	0.00%	<input type="checkbox"/>	Pablo - Math 20E: TuTh 4:00 - 5:50 p.m.
0	0.00%	<input type="checkbox"/>	Tahlequah - Math 20E: TuTh 2:00 - 3:50 p.m.
5	100.00%	<input checked="" type="checkbox"/>	Jay - Math 20F: MW 2:00 - 3:50 p.m.
0	0.00%	<input type="checkbox"/>	Jay - Math 20F: MW 4:00 - 5:50 p.m.
5	Respondents		

Q2. How many workshop sessions did you attend this quarter?

Count	Percent		
1	20.00%	<input checked="" type="checkbox"/>	Almost all (16 or more workshops)
2	40.00%	<input checked="" type="checkbox"/>	Most (12 - 15)
2	40.00%	<input checked="" type="checkbox"/>	More than half the quarter (8 - 11)
0	0.00%	<input type="checkbox"/>	Less than half the quarter (4 - 7)
0	0.00%	<input type="checkbox"/>	Not many (Less than 3 workshops)
5	Respondents		

Q3. In which of the following OASIS Transition Programs have you participated?

Count	Percent		
0	0.00%	<input type="checkbox"/>	TRiO Student Support Services Program (SSSP)
1	20.00%	<input checked="" type="checkbox"/>	Summer Bridge 2015
0	0.00%	<input type="checkbox"/>	Summer Bridge 2014
0	0.00%	<input type="checkbox"/>	Summer Bridge 2013
0	0.00%	<input type="checkbox"/>	Summer Bridge 2012
0	0.00%	<input type="checkbox"/>	Summer Bridge 2011
4	80.00%	<input checked="" type="checkbox"/>	None of these
5	Respondents		

Q4. How did you find out about MSTP workshops?

Count	Percent	
1	20.00%	Participation in OASIS Transition Program (Summer Bridge, SSSP)
2	40.00%	Fellow student
0	0.00%	Course instructor
2	40.00%	Other (please specify):

Count	Percent	
1	50.00%	Idea
1	50.00%	IDEA Center

5 Respondents

Q5. Please indicate your level of agreement with the following statements: My workshop leader . . . - Promotes a friendly, comfortable environment

Count	Percent	
4	80.00%	Strongly agree
1	20.00%	Agree
0	0.00%	No opinion
0	0.00%	Disagree
0	0.00%	Strongly disagree

5 Respondents

Q6. Please indicate your level of agreement with the following statements: My workshop leader . . . - Promotes student discussion and interaction to facilitate student learning

Count	Percent	
4	80.00%	Strongly agree
1	20.00%	Agree
0	0.00%	No opinion
0	0.00%	Disagree
0	0.00%	Strongly disagree






5 Respondents

Q7. Please indicate your level of agreement with the following statements: My workshop leader . . . - Explains course concepts clearly and concisely

Count	Percent	
4	80.00%	Strongly agree
1	20.00%	Agree
0	0.00%	No opinion
0	0.00%	Disagree
0	0.00%	Strongly disagree

5 Respondents






Q8. Please indicate your level of agreement with the following statements regarding the workshop content: - Attending this workshop has positively influenced my grade in the class.

Count	Percent		
2	40.00%		Strongly agree
3	60.00%		Agree
0	0.00%		No opinion
0	0.00%		Disagree
0	0.00%		Strongly disagree
5 Respondents			






Q9. To what extent has attending workshop sessions improved your understanding of course material/concepts?

Count	Percent		
2	40.00%		A great deal
2	40.00%		Considerably
1	20.00%		Moderately
0	0.00%		Slightly
0	0.00%		Not at all
5 Respondents			






Q10. As a result of participating in this workshop: - I am better at solving problems from this course.

Count	Percent		
3	60.00%		Strongly agree
2	40.00%		Agree
0	0.00%		Neither agree nor disagree
0	0.00%		Disagree
0	0.00%		Strongly disagree
5 Respondents			






Q11. As a result of participating in this workshop: - I am more successful working in groups in an academic setting.

Count	Percent		
2	40.00%		Strongly agree
3	60.00%		Agree
0	0.00%		Neither agree nor disagree
0	0.00%		Disagree
0	0.00%		Strongly disagree
5 Respondents			






Q12. As a result of participating in this workshop: - I am better at explaining my ideas in topics related to this course.

Count	Percent		
3	60.00%		Strongly agree
1	20.00%		Agree
1	20.00%		Neither agree nor disagree
0	0.00%		Disagree
0	0.00%		Strongly disagree
5 Respondents			






Q13. As a result of participating in this workshop: - I am better able to apply concepts to new scenarios.

Count	Percent		
3	60.00%		Strongly agree
2	40.00%		Agree
0	0.00%		Neither agree nor disagree
0	0.00%		Disagree
0	0.00%		Strongly disagree
5 Respondents			






Q14. As a result of participating in this workshop: - I am better able to develop problem solving approaches.

Count	Percent		
3	60.00%		Strongly agree
1	20.00%		Agree
1	20.00%		Neither agree nor disagree
0	0.00%		Disagree
0	0.00%		Strongly disagree
5 Respondents			



Q15. As a result of participating in this workshop: - I am planning to participate in study groups for my future classes.

Count	Percent		
3	60.00%		Strongly agree
2	40.00%		Agree
0	0.00%		Neither agree nor disagree
0	0.00%		Disagree
0	0.00%		Strongly disagree
5 Respondents			











Q16. As a result of participating in this workshop: - I am more likely to seek other forms of academic support such as attending office hours, departmental tutoring, independent study groups, etc.

Count	Percent		
3	60.00%		Strongly agree
2	40.00%		Agree
0	0.00%		Neither agree nor disagree
0	0.00%		Disagree
0	0.00%		Strongly disagree
5 Respondents			








Q17. Please indicate your level of agreement with the following statements: I would recommend . . . - This workshop to other students

Count	Percent		
4	80.00%		Strongly agree
1	20.00%		Agree
0	0.00%		No opinion
0	0.00%		Disagree
0	0.00%		Strongly disagree
5 Respondents			

Q18. What do you feel are your workshop leader's strong points?

Count	Percent																	
3	100.00%																	
<table border="1"> <thead> <tr> <th>Count</th> <th>Percent</th> <th></th> <th></th> </tr> </thead> <tbody> <tr> <td>1</td> <td>33.33%</td> <td></td> <td>Friendliness and open to help always.</td> </tr> <tr> <td>1</td> <td>33.33%</td> <td></td> <td>Jay was great! My class was simply the farthest behind to others so it was challenging keeping up, but Jay did make sure to try to do a review every time for me.</td> </tr> <tr> <td>1</td> <td>33.33%</td> <td></td> <td>Organization, Mastery of material, Coherent</td> </tr> </tbody> </table>			Count	Percent			1	33.33%		Friendliness and open to help always.	1	33.33%		Jay was great! My class was simply the farthest behind to others so it was challenging keeping up, but Jay did make sure to try to do a review every time for me.	1	33.33%		Organization, Mastery of material, Coherent
Count	Percent																	
1	33.33%		Friendliness and open to help always.															
1	33.33%		Jay was great! My class was simply the farthest behind to others so it was challenging keeping up, but Jay did make sure to try to do a review every time for me.															
1	33.33%		Organization, Mastery of material, Coherent															
3	Respondents																	

Q19. In what ways could the structure or content of the workshop be changed to help you learn more effectively?

Count	Percent													
2	100.00%													
<table border="1"> <thead> <tr> <th>Count</th> <th>Percent</th> <th></th> <th></th> </tr> </thead> <tbody> <tr> <td>1</td> <td>50.00%</td> <td></td> <td>Faster paced</td> </tr> <tr> <td>1</td> <td>50.00%</td> <td></td> <td>The workshop needs to be based on individual professors.</td> </tr> </tbody> </table>			Count	Percent			1	50.00%		Faster paced	1	50.00%		The workshop needs to be based on individual professors.
Count	Percent													
1	50.00%		Faster paced											
1	50.00%		The workshop needs to be based on individual professors.											
2	Respondents													